



ALUMÍNIOS IBÉRICA, S.A.



PALA - MIGUEL & REIS, LDA.



ALUMÍNIOS DE VISEU, LDA.

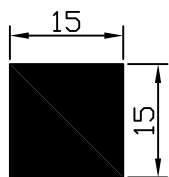


ANGULAR - Alumínios, Lda.

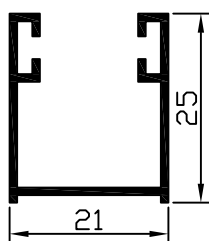
Catálogo de Perfis - PS



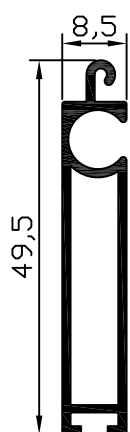
SÉRIE DE PERFIS - PS
Perfis à escala



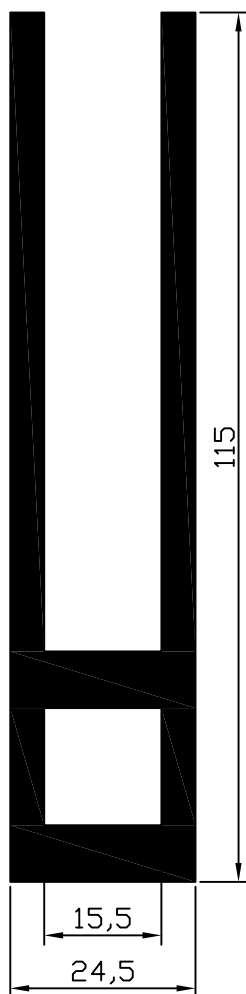
PS 2001



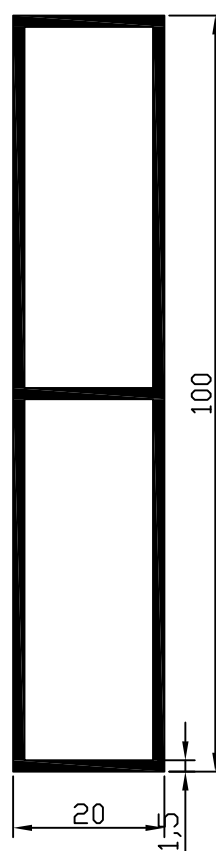
PS 2006



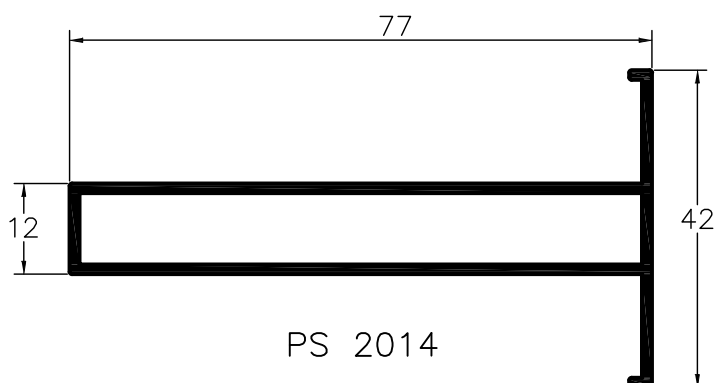
PS 2007



PS 2010



PS 2011



PS 2014



ALUMÍNIOS IBÉRICA, S.A.



PALA-MIGUEL S REIS, LDA.

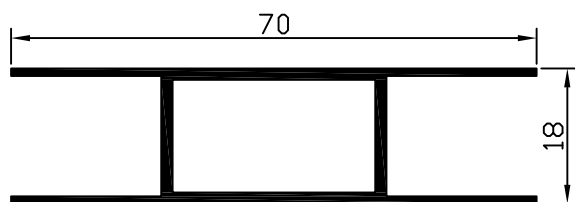


ALUMÍNIOS DE VISEU, LDA.

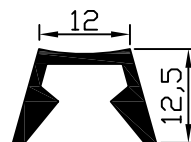


ANGULAR - Aluminios, Lda.

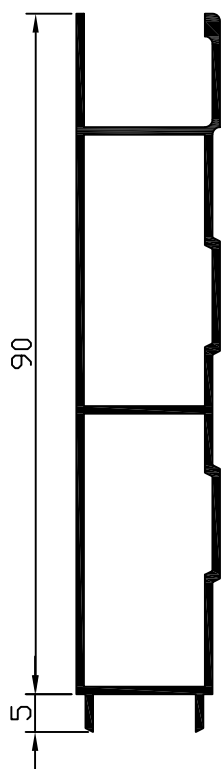
SÉRIE DE PERFIS - PS
Perfis à escala



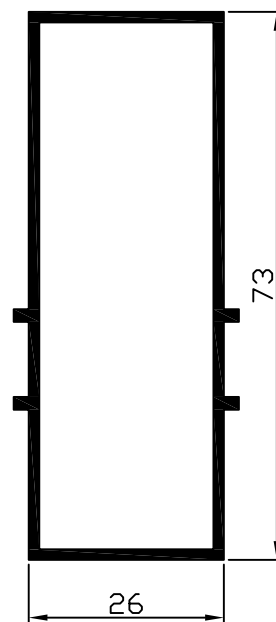
PS 2013



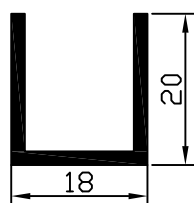
PS 2016



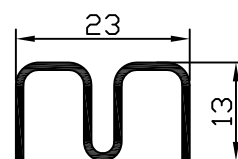
PS 2019



PS 2018

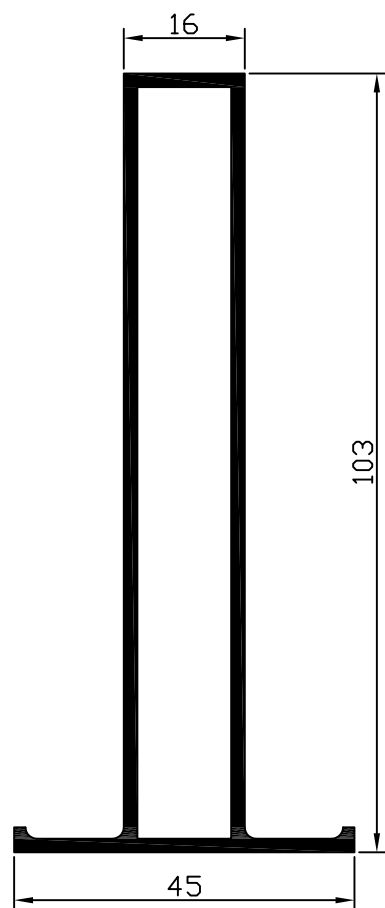


PS 2021

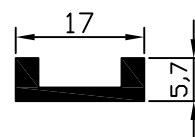


PS 2022

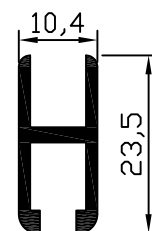
SÉRIE DE PERFIS - PS
Perfis à escala



PS 2020



PS 2023



PS 2024



PS 2027



ALUMÍNIOS IBÉRICA, S.A.



PALA-MIGUEL S REIS, Lda.

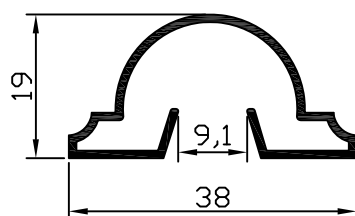


ALUMÍNIOS DE VISEU Lda.

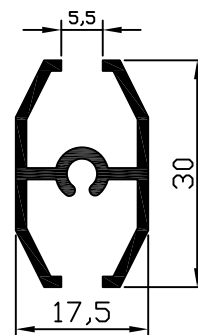


ANGULAR - Alumínios, Lda.

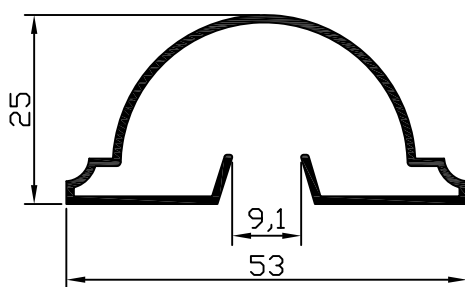
SÉRIE DE PERFIS - PS
Perfis à escala



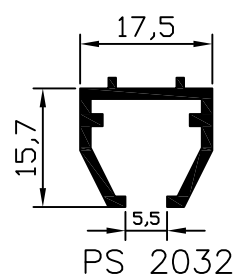
PS 2030



PS 2033

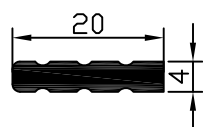


PS 2031

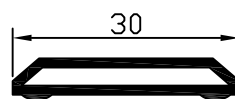


PS 2032

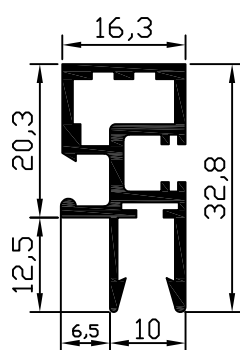
SÉRIE DE PERFIS - PS
Perfis à escala



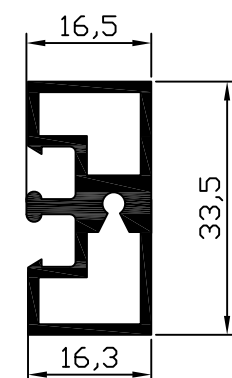
PS 2036



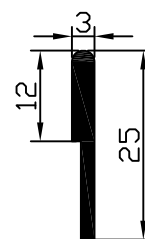
PS 2037



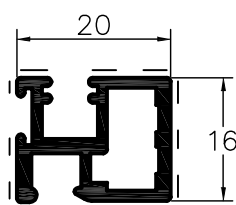
PS 2038



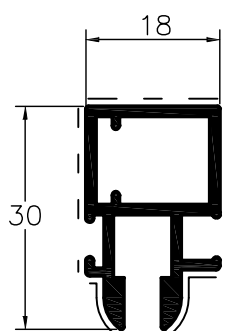
PS 2040



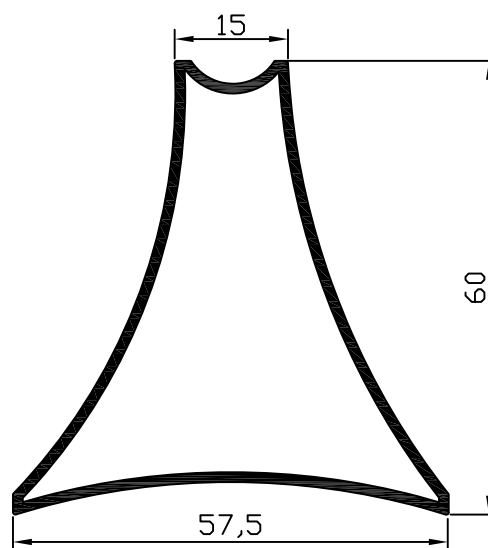
PS 2041



PS 2039



PS 2050



PS 2042



ALUMÍNIOS IBÉRICA, S.A.



PALA-MIGUEL S REIS, Lda.

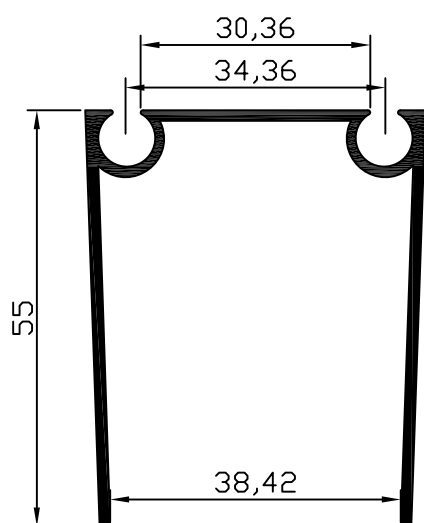


ALUMÍNIOS DE VISEU Lda.

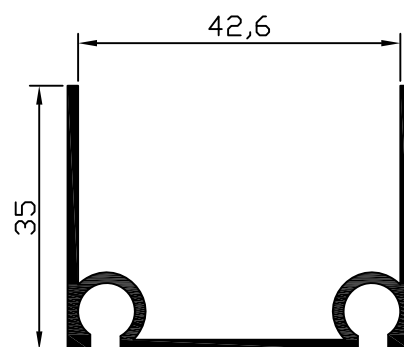


ANGULAR - Alumínios, Lda.

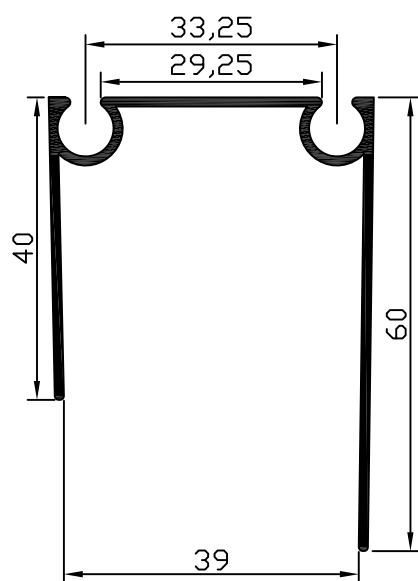
SÉRIE DE PERFIS - PS
Perfis à escala



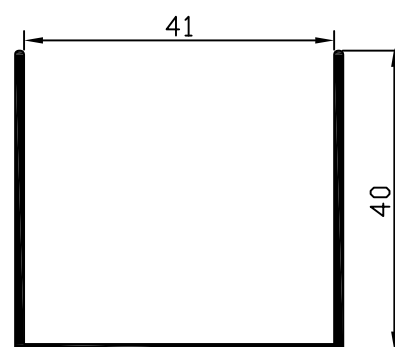
PS 2060



PS 2064



PS 2065



PS 2066



ALUMÍNIOS IBÉRICA, S.A.



P.A.L.A. - MIGUEL S. REIS, Lda.

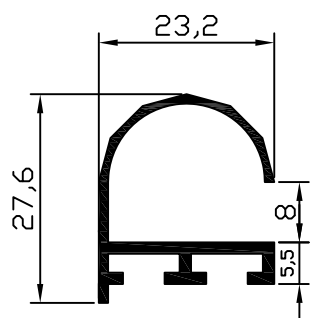


ALUMÍNIOS DE VISEU, Lda.

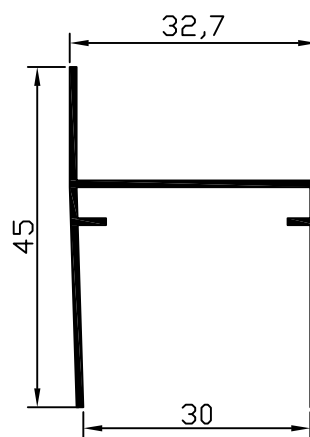


ANGULAR - Aluminios, Lda.

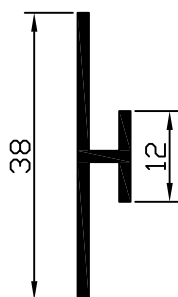
SÉRIE DE PERFIS - PS
Perfis à escala



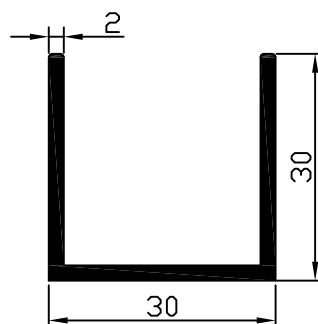
PS 2043



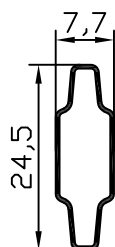
PS 2067



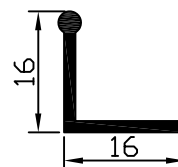
PS 2044



PS 2070



PS 2045



PS 2046



ALUMÍNIOS IBÉRICA, S.A.



PALA-MIGUEL S REIS, Lda.

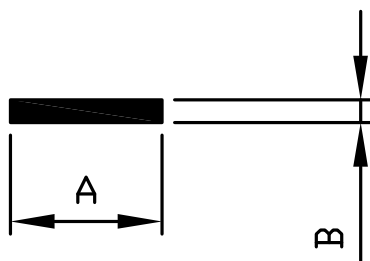


ALUMÍNIOS DE VISEU Lda.



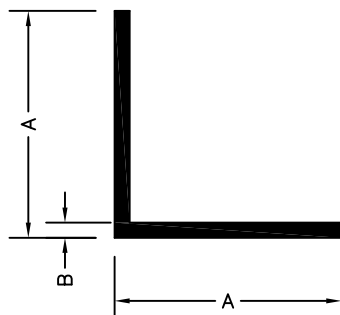
ANGULAR - Aluminios, Lda.

BARRAS RECTANGULARES



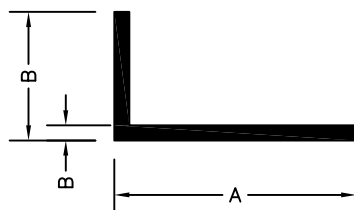
A	B	Kg/m	m2/m	Perfil
15	8	0,325	0,046	PS2095
20	3	0,163	0,046	PS2100
20	4	0,217	0,048	PS2101
20	5	0,271	0,05	PS2102
25	8	0,548	0,066	PS2108
30	3	0,244	0,066	PS2110
30	5	0,405	0,07	PS2111
30	15	1,215	0,09	PS2114
40	3	0,324	0,086	PS2115
40	4	0,432	0,088	PS2116
40	6	0,650	0,092	PS2118
40	8	0,867	0,096	PS2120
40	20	2,160	0,12	PS2125
50	10	1,357	0,12	PS2135
60	5	0,813	0,13	PS2137
80	5	1,080	0,17	PS2138
95	5	1,258	0,2	PS2139
100	10	2,710	0,22	PS2140
150	10	6,075	0,32	PS2159
150	15	6,050	0,33	PS2160

CANTONEIRAS DE ABAS IGUAIS



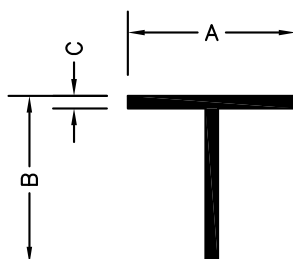
A	B	Kg/m	Perfil
15	1.5	0.120	PS 2200
20	1.5	0.160	PS 2201
25	1.5	0.198	PS 2205
25	2	0.260	PS 2206
30	1.5	0.239	PS 2210
40	2	0.423	PS 2215
40	3	0.626	PS 2220
50	3	0.789	PS 2230
50	5	1.252	PS 2235
60	6	1.854	PS 2240

CANTONEIRAS ABAS DESIGUAIS



A	B	C	D	Kg/m	Perfil
30	15	2	2	0,233	PS2300
40	20	2	2	0,315	PS2320
50	20	1,8	1,8	0,331	PS2330
60	20	1,5	1,5	0,318	PS2340
60	20	2	2	0,421	PS2343

PERFIS EM "T"



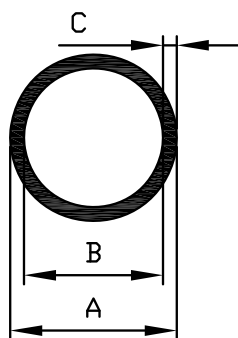
A	B	C	Kg/m	m2/m	Perfil
25	25	2	0,259	0,1	PS2400
30	30	2	0,313	0,12	PS2410
30	30	3	0,46	0,12	PS 2411
40	40	2	0,423	0,16	PS2415
50	50	2	0,529	0,2	PS2420

PERFIS REDONDOS - MACIÇOS



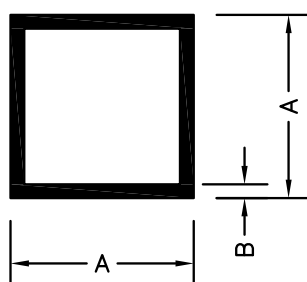
A	Kg/m	Perfil
6	0.077	PS 3000
8	0.136	PS 3005
10	0.213	PS 3010
16	0.545	PS 3015
30	1.909	PS 3030

TUBOS REDONDOS



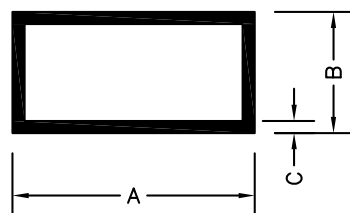
A	B	C	Kg/m	m2/m	Perfil
10	7	1,5	0,108	0,031	PS3100
12	9	1,5	0,134	0,038	PS3102
16	13	1,5	0,190	0,050	PS3105
19,2	16,2	1,5	0,226	0,060	PS3108
22	19	1,5	0,261	0,069	PS3112
27	25	2	0,413	0,085	PS3115
30	26	2	0,476	0,094	PS3116
40	36	2	0,647	0,126	PS3118
45	41,6	1,7	0,594	0,141	PS3119
50	46	2	0,819	0,157	PS3120
60	56	2	0,990	0,188	PS3125
80	77	1,5	1,190	0,251	PS 3233
90	86	2	1,485	0,283	PS3140
100	96	2	1,663	0,314	PS3150
127	123	2	2,141	0,399	PS3165

TUBOS QUADRADOS



A	B	Kg/m	m2/m	Perfil
19	1,5	0,285	76	PS3205
20	2	0,390	80	PS3206
25	1,5	0,456	100	PS3208
30	1,5	0,463	120	PS3210
30	2	0,607	120	PS3211
35	2	0,716	140	PS3212
40	1,6	0,666	160	PS3215
40,5	3	1,215	162	PS3217
50	1,5	0,790	200	PS3218
50	2	1,040	200	PS3220
60	1,5	0,951	240	PS3222
60	2	1,257	240	PS3223
65	1,5	1,033	260	PS3225
75	1,5	1,195	300	PS3230
80	1,5	1,190	320	PS3233
80	2	1,684	320	PS3235
85	2	1,800	340	PS3240
100	2	2,125	400	PS3245
150	2,5	4,103	600	PS3265

TUBOS RECTANGULARES



A	B	C	Kg/m	m2/m	Perfil
30	15	1,5	0,342	0,090	PS3305
40	20	1,4	0,437	0,120	PS3310
40	20	2	0,607	0,120	PS3311
50	15	1,2	0,406	0,130	PS3312
50	25	1,5	0,583	0,150	PS3313
50	20	2	0,704	0,140	PS3314
50	30	2	0,824	0,160	PS3315
60	20	1,5	0,626	0,160	PS3316
60	40	2	1,076	0,200	PS3317
65	30	2	0,987	0,190	PS3318
70	20	1,5	0,707	0,180	PS3319
70	35	2	1,091	0,210	PS3321
75	40	1,5	0,911	0,230	PS3325
80	20	1,5	0,786	0,200	PS3326
80	40	1,5	0,951	0,240	PS3327
80	40	2	1,273	0,240	PS3328
100	40	1,5	1,528	0,280	PS3329
100	45	2,5	1,897	0,290	PS3330
100	50	2	1,577	0,300	PS3331
120	40	2,5	2,113	0,320	PS3332
140	70	2,5	2,778	0,420	PS3333
150	25	2,4	2,215	0,350	PS3335
150	50	1,8	1,909	0,400	PS3336
60	15	1,6	0,624	0,150	PS3395
60	30	2	0,909	0,180	PS3400
100	20	1,5	0,948	0,240	PS3450
200	50	3	3,957	0,500	PS3500
80	50	3	2,0007	0,260	COR2280

aluminiosiberica.pai.pt



ALUMÍNIOS IBÉRICA, S.A.

**Sede e Fábrica: Rua do Parque Industrial, nº 126
4720-5 Lago Amarelo**

Telefs. 253 310 250 — 253 310 251 Fax: 253 311 830

Email: aluminiosiberica@mail.telepac.pt

Filiais:

**Rua da Mina, 562 - 4405-234 Canelas - V.N.Gaia
Telefs: 227 929 539 Fax: 227 629 514
Zona Industrial de Constantim, Lote 53
5000-082 Constantim - Vila Real
Telefs: 259 331 778 Fax: 259 338 552**



ALUMÍNIOS DE VISEU, L.D.A.

**Armazém: Est. do Campo de Aviação - CAMPO
3510-824 VISEU
Telefs. 232 459 138—232 459 741
Fax: 232 450 140
E-mail: geral@alviz.pt**



PALA - MIGUEL & REIS, LDA.

Ilhavo

**Sede: Zona industrial da Moita, Rua 7 lote 21—A
Gafanha da Encarnação — Apartado 523**

3834-909 Ilhavo

Telefs: 234 329 120 — Fax: 234 329 121

E-mail: pala.aluminio@sapo.pt

Leiria

Armazéns: Canhestro—Pousas 2410-235 LEIRIA

Telefs: 244 801 593 Fax: 244 855 702

E-mail: pala.leiria@sapo.pt

Algarve

Zona Industrial de Vilamoura

Lote 28—Apartado 841, 8126-910 Quarteira

Telefs: 289 322 748—Fax: 289 301 928

E-mail: pala.loule@sapo.pt



ANGULAR - Aluminios, Lda

Armazém: Av.Almirante Gago Coutinho

Portela de Sintra—Apartado 212

2711-901 SINTRA

Telefs. 219 244 074—219 244 101

Fax: 219 241 015